

Table of Contents

UNIT 1 bl- cl- fl- 6

bl- black, blow, blade, blue
cl- clap, clam, clock, cliff
fl- flag, flame, flower, flute



UNIT 2 br- cr- fr- 14

br- brown, bride, brave, brake
cr- crab, crow, crane, cross
fr- frog, frame, friend, front



UNIT 3 gl- pl- sl- 22

gl- glove, glass, glue, globe
pl- play, plane, plug, plus
sl- sled, slow, slim, slice



UNIT 4 dr- gr- pr- tr- 30

dr- drum, dress, drive
gr- grape, grass, grab
pr- press, price, prize
tr- truck, trumpet, trace



Review 1 (Units 1-4) 38

UNIT 5 sm- sn- st- sw- 42

sm- smile, smell, smoke
sn- snack, snow, snip
st- stop, stone, stove
sw- swim, swan, sweet



UNIT 6 -nt -nk -ng -ck 50

-nt ant, plant, tent
-nk tank, ink, pink
-ng sing, wing, king
-ck lock, neck, sick



UNIT 7 ch- -ch sh- -sh 58

ch- chop, chip, chin
-ch rich, lunch, much
sh- ship, shop, shake
-sh fish, brush, wash



UNIT 8 th- -th ph- -ph wh- 66

th- thin, thick, thumb
-th teeth, bath, cloth
ph- photo, phone
-ph graph, Ralph
wh- whale, white



Review 2 (Units 5-8) 74

Test 78

Glossary 82



Scan for Audio

NEW SOUNDS



Scan and Watch

Listen, point, and repeat. **Track 02** ▶ 0:00 / 1:08

b + l = bl

bl + ack = black



c + l = cl

cl + ap = clap



f + l = fl

fl + ag = flag



Let's chant! Listen, point, and repeat. **Track 03** ▶ 0:00 / 1:01

NEW WORDS



Scan and Watch

▶ 0:00 / 2:34

Listen to the words first. Then, say and write. **Track 04**

bl-



black

black



blow



blade



blue

cl-



clap



clam



clock



cliff

fl-



flag



flame



flower



flute


Listen, trace, and complete the words. **Track 05** ▶ 0:00 / 1:02

1  c a p

2  f a m e

 c l a p

 f l

3  b a c k

4  l o w


 b l


 b l

▶ 0:00 / 0:53


Listen and circle the sound that begins the word. **Track 06**


1  cl- fl-

2  pl- bl-

3  fl- pl-

4  fl- bl-

5  fl- pl-

6  cl- bl-

Listen and circle the picture you hear. **Track 07** ▶ 0:00 / 0:53

1  

2  

3  

4  


5  


6  

Circle and write the correct word.

1  flower (flame)

2  clock cliff

3  blue blade

4  flag flute

WRAP-UP

Write the words in the correct boxes.



bl-

b l a d e



cl-



fl-

Read and match.

1 The blue cub claps.

2 The kid looks at the clock.

3 The blade cuts the cake.



STORY



Scan and Watch


0:00 / 0:57




SIGHT WORDS

three, fly, two, four, but, at


Listen to the story. Track 06




Three clams blow a flute.
Three clams fly a kite.



Two clams jump on a log.
Four clams run and jog.



But dad is angry with the clams.
"Time for class, Clams!"



Six clams run to class. Look at
the clock! Six clams are late!

Read the story on your own.

RHYMING CHANT



Scan and Watch



Let's chant! Listen, point, and repeat. **Track 09** ▶ 0:00 / 0:52 — 🔊 ⋮



Who can fly the big **blue** blimp?

Who can fly the big **blue** blimp?

I can fly it! Yes, I can! I'm the **Blue** Blimp Captain!

When my **flag** goes flap, flap, flap,

All the people **clap, clap, clap!**

I can fly it! Yes, I can! I'm the **Blue** Blimp Captain!

HOMEWORK



Circle the correct word and write the sentence.

1



The queen (claps / **blows**) a flute.

The queen blows a flute.



2



The rat hides in the (flowers / flames).



3



The frog jumps from the (clam / cliff).



4



The girl has a (black / blue) pen.



5



The (clock / flag) is on the desk.



Scan for Audio

NEW SOUNDS



Scan and Watch

Listen, point, and repeat. **Track 10**

0:00 / 1:09

b + r = br

br + own = brown



c + r = cr

cr + ab = crab



f + r = fr

fr + og = frog



Let's chant! Listen, point, and repeat. **Track 11**

0:00 / 1:02

NEW WORDS



Scan and Watch

0:00 / 2:39

Listen to the words first. Then, say and write. **Track 12**

br-



brown



bride



brave



brake

cr-



crab



crow



crane



cross

fr-



frog



frame







friend







front

Listen, trace, and complete the words. **Track 13** ▶ 0:00 / 1:02

1  r i d e 2  r a k e

 b r  b r

3  c a n e 4  f o g

 c r  f r


▶ 0:00 / 0:53

Listen and circle the sound that begins the word. **Track 14**


1  cr- br- 2  cr- br- 3  cr- fr-

4  cr- fr- 5  fr- br- 6  br- cr-



Listen and circle the picture you hear. **Track 15** ▶ 0:00 / 0:53



1   2  

3   4  

5   6  

Circle and write the correct word.

1  crab crow 2  friend frame

3  brown brave 4  crane cross

WRAP-UP

Write the words in the correct boxes.



br-

| | | | | | |
|--|--|--|--|--|--|
| | | | | | |
| | | | | | |

cr-

| | | | | | |
|--|--|--|--|--|--|
| | | | | | |
| | | | | | |

fr-

| | | | | | |
|--|--|--|--|--|--|
| | | | | | |
| | | | | | |

Read and match.

1 See the front of a book. •

2 The crow flies. •

3 The bride has flowers. •



STORY



Scan and Watch

0:00 / 0:54

SIGHT WORDS

and, are, come, will, help, my


Listen to the story. Track 16

1



The crab and the frog are on the lane. A car comes.

2



The frog can jump. But the crab cannot jump.

3



The front of the car will hit the crab. "Oh, no! Help my friend!"

4



A brave crow sees the crab and the car. The brave crow saves the crab.

Read the story on your own.

RHYMING CHANT



Scan and Watch



Let's chant! Listen, point, and repeat. **Track 17** ▶ 0:00 / 0:46 🔊



Brave brown crab eating by the sea.

Oh, no! There's a **crow** sitting in a tree.

Brave little **crab** stands in **front** of the tree.

He says, "Mr. **Crow**! You will never eat me!"

Brave green **frog** eating by the sea.

Oh, no! There's a **crow** sitting in a tree.

Brave green **frog** stands in **front** of the tree.

He says, "Mr. **Crow**! You will never eat me!"

HOMEWORK



Circle the correct word and write the sentence.



1



The (bride / frog) weds the man.



2



The frog and the crab are (friends / brown).



3



The man is (cross / brave).



4



The crow sits on the (frame / crane).



5



The kid is in (front / brake) of the van.
