

## HANG OUT! ②

Written by Walton Burns • Laura-Claire Corson • Jake Murray

© 2016 Compass Publishing

All rights reserved. No part of this book may be reproduced, stored in a retrieval system, or transmitted in any form by any means, electronic, mechanical, photocopying, recording, or otherwise, without prior permission in writing from the publisher.

Series Editor: Jon Edwards

Project Manager: David Harbinson

Project Coordinator: Jiya Kim

Content Editor: Judy Schmauss

Copy Editor: Lee Ming Ang

Proofreader: Marcy Kramer

Designers: Clare Webber, Linda Seong

Illustrators: Diego Diaz, Pablo Gallego, James Silvani, Gustavo Mazali,

Nathalie Ortega, Martyn Cain

e-mail: [info@compasspub.com](mailto:info@compasspub.com)

<http://www.compasspub.com>

ISBN: 978-1-61352-838-9

23 22 21 20 19 18 17 16 15 14

24 23 22 21 20

Photo Credits:

All photos and images © Shutterstock, Inc.

Printed in Korea

 This is made with nontoxic materials.

# Table of Contents

	<b>Scope and Sequence</b> .....	4
	<b>Welcome</b> .....	6
unit 1	<b>Snack Time</b> .....	10
unit 2	<b>My Clothes</b> .....	20
unit 3	<b>My Favorite Food</b> .....	30
	<b>Review 1</b> .....	40
unit 4	<b>My Classes</b> .....	44
unit 5	<b>Finding Things</b> .....	54
unit 6	<b>It's Hot!</b> .....	64
	<b>Review 2</b> .....	74
unit 7	<b>The Four Seasons</b> .....	78
unit 8	<b>Our House</b> .....	88
unit 9	<b>Our Field Trip</b> .....	98
	<b>Review 3</b> .....	108
	<b>Songs and Chants</b> .....	112
	<b>Stickers</b>	

# Scope and Sequence

## Welcome

**Characters:** Steven, Clare, Alex, Brian, Emma  
**Days of the week:** Monday, Tuesday, Wednesday, Thursday, Friday, Saturday, Sunday  
**Months:** January, February, March, April, May, June, July, August, September, October, November, December  
**Seasons:** spring, summer, fall, winter



Unit	Title	Learning Points	Vocabulary	Structures	Reading	Phonics
1	Snack Time	<ul style="list-style-type: none"> <li>Food items</li> <li>Saying what you like and don't like</li> </ul>	<b>Food:</b> apples, bananas, candy, cereal, chocolate, cookies, fries, fruit, milk, popcorn, rice, soda, soup, tomatoes, vegetables, yogurt	<ul style="list-style-type: none"> <li><b>Simple present</b> I like chocolate. / I don't like cookies.</li> <li><b>Simple present with so and neither</b> He likes rice. So do I / He doesn't like rice. Neither do I.</li> </ul>	How does Fruit Grow?	<b>Blends with r:</b> BR: breakfast, brothers; DR: drawer, drawing; FR: friends, frog; GR: grandparents, grapes; PR: princess
2	My Clothes	<ul style="list-style-type: none"> <li>Clothing and jewelry</li> <li>Describing what someone is wearing</li> </ul>	<b>Clothing:</b> boots, coat, dress, glasses, hat, jacket, jeans, pajamas, pants, ring, shirt, shoes, skirt, sweatshirt, T-shirt, watch	<ul style="list-style-type: none"> <li><b>Present progressive to describe what someone is wearing</b> I'm wearing black shoes. / She's wearing a green skirt.</li> <li><b>Present progressive with Y/N questions</b> Is he wearing glasses? Yes, he is. / No, he isn't.</li> </ul>	Hats Matter	<b>Blends with n:</b> ND: hand, wand; NG: ring, sing; NK: bank, drink; NT: paint, pants
3	My Favorite Food	<ul style="list-style-type: none"> <li>Offering and asking for something to eat or drink</li> <li>Asking how something looks, smells, or tastes</li> </ul>	<b>Food:</b> bread, cake, cheese, chips, fish, ice cream, juice, lemonade, meat, pasta, pizza, salad <b>Describing food:</b> bad, good, sour, sweet	<ul style="list-style-type: none"> <li><b>Simple present to express what someone wants</b> I want salad, please. / She wants pizza.</li> <li><b>Simple present (linking verbs) with Y/N questions</b> Does the pasta look/smell/taste good? Yes, it does. / No, it doesn't.</li> </ul>	The History of Pizza	<b>Digraphs:</b> CH: chairs, cheese, chips, lunch box; SH: dishes, sheep; TH: thirsty, thumb
4	My Classes	<ul style="list-style-type: none"> <li>Talking about what classes one has</li> <li>Asking if someone has things for school</li> </ul>	<b>School subjects:</b> art, computers, English, geography, gym, math, music, science <b>Things for school:</b> calculator, dictionary, folder, map, paper, recorder, scissors, shorts	<ul style="list-style-type: none"> <li><b>Simple present to say what classes someone has</b> I have art on Wednesday. / She has music on Thursday.</li> <li><b>Simple present (have) with Y/N questions</b> Do you have paper? Yes, I do. / No, I don't.</li> </ul>	Inside My Backpack	<b>s-sh distinction:</b> S: science, scissors, sisters, soccer; SH: English, fish, shoes, shorts
5	Finding Things	<ul style="list-style-type: none"> <li>Explaining where something is around the house</li> <li>Asking about the location of something</li> </ul>	<b>In the bathroom:</b> comb, counter, shower, sink, soap, toilet, toothbrush, towel <b>Outdoors:</b> ball, bucket, bush, porch, rope, shovel, swing set, yard	<ul style="list-style-type: none"> <li><b>Prepositions of place (on, in, under)</b> The towels are on the counter. / The soap is under the sink.</li> <li><b>Prepositions of place (on, in, under) with Y/N questions</b> Are the buckets in the bush? Yes, they are. / No, they aren't. They're on the bush.</li> </ul>	Ant Colonies	<b>r-l distinction:</b> L: fly, lake, lights, toilet; R: fries, rake, right, rope
6	It's Hot!	<ul style="list-style-type: none"> <li>Weather conditions and things to wear outside</li> <li>Telling someone what to do or not do</li> </ul>	<b>Weather:</b> cloudy, cold, dry, foggy, hot, sunny, wet, windy <b>Things to wear outside:</b> baseball cap, pants, raincoat, scarf, snowsuit, sunglasses, sunscreen, sweater	<ul style="list-style-type: none"> <li><b>Simple Present (be) to ask and answer about the weather</b> How's the weather? It's sunny.</li> <li><b>Simple present (be) with Y/N questions</b> Is it sunny? Yes, it is. / No, it isn't.</li> <li><b>Imperatives: positive and negative</b> Put on your sunglasses. Don't put on your baseball cap.</li> </ul>	Hot and Cold Places	<b>Blends with f:</b> BL: black, blue; CL: clock, cloudy; FL: flag, snowflake; GL: gloves, sunglasses; SL: slippers
7	The Four Seasons	<ul style="list-style-type: none"> <li>Seasonal activities</li> <li>Asking about what time of year people usually do things</li> </ul>	<b>Seasonal activities:</b> clean the house, eat ice cream, go camping, go for a walk, go skating, go sledding, go to the beach, make a sandcastle, make a snowman, pick apples, plant flowers, play baseball, play tennis, rake leaves, start school, throw snowballs	<ul style="list-style-type: none"> <li><b>Simple present to talk about habitual actions at a certain time of the year</b> I play baseball in the spring. / He picks apples in the summer.</li> <li><b>Simple present to talk about habitual actions with Y/N questions</b> Do we rake leaves in the spring? Yes, we do. / No, we don't</li> </ul>	A Place for Every Season	<b>ing sound:</b> camping, ring, running, shopping, sing, skating, spring, swing
8	Our House	<ul style="list-style-type: none"> <li>Things around the house</li> <li>Describing what is in the rooms of a house</li> </ul>	<b>Things around the house:</b> bed, bookcase, chair, door, dresser, lamp, mirror, picture, plant, rug, sofa, stereo, stove, table, television, window	<ul style="list-style-type: none"> <li><b>Simple present with there to describe what is in a place</b> There is a sofa. / There are two sofas.</li> <li><b>Simple present questions with where and prepositions of place (behind, in front of, next to, on)</b> Where is the stereo? It's on the dresser.</li> </ul>	A Mongolian House	<b>s-st distinction:</b> S: say, soccer ball, sore; ST: stay, stereo, store, stove
9	Our Field Trip	<ul style="list-style-type: none"> <li>Things in nature</li> <li>Talking about what was in a place</li> </ul>	<b>Things in nature:</b> beach, forest, grass, hill, island, lake, mountain, tree <b>Adjectives:</b> big, deep, high, low, old, sandy, small, tall	<ul style="list-style-type: none"> <li><b>Simple past with there to describe what was in a place</b> There was a beach. / There were some mountains.</li> <li><b>Simple past with adjectives to describe natural features with Y/N questions</b> Was the lake deep? Yes, it was. / No, it wasn't.</li> </ul>	Sequoia National Park	<b>ch digraph:</b> beach, chair, cheese, chips, chocolate, lunch, sandwich, teach



# Welcome



Scan and find the tracks.

- Meet the family
- Days, months, and seasons

▶ 0.00 / 0.45

## A Listen and match.



Hi, I'm Alex. I'm eleven years old.



Hi, I'm Clare. I'm a florist. I work at a flower shop.



I'm Brian, and I am nine years old.




Hello, my name is Steven. I'm a businessman.



Hello, I'm Emma. I am seven.

## B Draw a picture of yourself. Then write and say.



Name: \_\_\_\_\_

Age: \_\_\_\_\_

## C Read and trace.

Friday

Wednesday

Sunday

Tuesday

Monday

Saturday

Thursday

▶ 0.00 / 0.37

## D Look at C. Listen and write the number.

## E Unscramble and write. Then say the words in order.

1 nMoady  
M\_\_\_\_\_

2 uTesdya  
T\_\_\_\_\_

3 nesWdeyda  
W\_\_\_\_\_

4 Turhsdya  
T\_\_\_\_\_

5 rFiyda  
F\_\_\_\_\_

6 atSruady  
S\_\_\_\_\_

7 nuSdya  
S\_\_\_\_\_

**F** Find the months. Circle.

S	E	J	N	O	V	E	M	B	E	R	F
O	M	A	R	C	H	D	A	E	K	C	E
D	S	P	M	T	F	O	N	R	T	D	B
E	D	R	B	I	O	C	T	O	B	E	R
C	R	I	T	A	U	E	J	T	L	E	U
E	P	L	I	A	U	G	U	S	T	H	A
M	A	G	R	M	L	J	B	C	R	G	R
B	E	E	J	A	N	U	A	R	Y	O	Y
E	N	U	O	Y	M	K	W	P	S	I	A
R	B	S	Y	R	E	E	I	J	U	N	E
J	U	L	Y	O	M	E	V	A	H	O	T
S	C	A	S	E	P	T	E	M	B	E	R

**January**

**February**

**March**

**April**

**May**

**June**

**July**

**August**

**September**

**October**

**November**

**December**

**G** Read and trace. Then say.

**1** spring

**2** summer

**3** fall

**4** winter



**H** Look at **G**. Listen and match.

**I** Listen and trace.

**1** Spring

March

April

May

**2** Summer

June

July

August

**3** Fall

September

October

November

**4** Winter

December

January

February

**J** Listen and circle.



My favorite season is summer / winter.



My favorite month is January / March.



My favorite day is Thursday / Saturday.

My favorite month is \_\_\_\_\_

My favorite day is \_\_\_\_\_

**Extra!**

What's your favorite season? Draw a picture.





Scan and find the tracks.

Q What do you like to eat?

0:00 / 0:45

A 007 Listen and say.

1



fruit

2



vegetables

3



fries

4



popcorn

5



chocolate

6



cookies

7



candy

8



soda

10

B 008 Look and listen.

0:00 / 0:31

C 009 Look at the picture. Listen and circle.

0:00 / 0:47

0:00 / 1:36

D 010 Sing a song. Turn to page 112.

E Look at the picture and say.

I like cookies.

I don't like cookies.

He / She likes fruit.

He / She doesn't like fruit.

Emma likes chocolate.

Emma doesn't like chocolate.

They like fries.

They don't like fries.

\*don't = do not / doesn't = does not

Extra!

What do you eat with your friends? Draw a picture.

11





Listen and sing. Then circle and match.

1. I like / don't like fruit.



2. He likes / doesn't like vegetables.



3. She likes / doesn't like cookies.



4. They like / don't like soda.



5. They like / don't like candy.



8 Read and answer.

## Reading

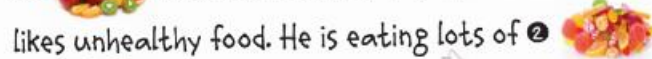
### Alex's Diary

Dear diary,

Today is our school party. There is so much food. I like



①, but my friend Rob doesn't like it. He only



likes unhealthy food. He is eating lots of ② and



③. He is also drinking ④. Rob doesn't like



healthy food. It's time to go back to the party.

What do they like?

1. Alex likes \_\_\_\_\_.

2. Rob likes \_\_\_\_\_,  
and \_\_\_\_\_.



A Make a great snack. Use the stickers.



B What snacks does your partner like? Ask and answer.



Do you like chocolate?

Yes, I do. / No, I don't.



Now tell the class.



Does he / she like chocolate?

Yes, he / she does.  
No, he / she doesn't.





## A 012 Listen and repeat.




## B Role-play the story.

## C Read the story again. Then answer.

1. What do Emma and Brian like?



cookies



chocolate

2. Who eats the cookies?



Alex



Peanut

## A 013 Listen and say.



cereal



milk



yogurt



bananas



apples



tomatoes



rice



soup

## B 014 Listen and draw.

## C 015 Listen. Then look at the pictures. Say and answer.

They like rice.  
He likes rice.

So do I.

They don't like rice.  
He doesn't like rice.

Neither do I.



they



she



he



she



they



she

## D 016 Chant. Turn to page 112.

Extra!

What foods do your friends like? Talk about it.



A 017 Listen and read.

# How does Fruit Grow?

Do you like fruit? All fruit comes from plants. Plants need water and sun to grow.

A tomato is a fruit.  
Tomatoes grow on vines.  
They can grow on big farms. They can also grow in a small garden.

Tomatoes

Watermelons and grapes also grow on vines. Watermelons stay on the ground because they are heavy.

Grapes

A watermelon

A banana tree

Apples and bananas grow on trees. Most banana trees like hot weather. There are apple trees in a lot of places around the world. Some may even be close to you!

An apple tree

B Answer the questions. Circle.

- Where don't tomatoes grow?  
☐ a on a tree    ☐ b on a farm    ☐ c in a garden
- What weather do banana trees like?  
☐ a cold    ☐ b hot    ☐ c wet



**C** Listen and circle. Then answer the questions.



1



All fruits / tomatoes come from plants.

Is he right? ☐ Yes ☐ No



2



Tomatoes, grapes, and oranges / bananas grow on vines.

Is she right? ☐ Yes ☐ No



3



Apples and bananas grow on trees / vines.

Is he right? ☐ Yes ☐ No



4



Most banana trees like cold / hot weather.

Is she right? ☐ Yes ☐ No

**D** Where do the fruits grow? Match and say.



tree

a



b



vine

d



c



e



**A** Listen, point, and say.

1



princess

2



brothers

3



drawer

4



grapes

5



frog

**B** Say the words. Underline the letters that make the **r-blend** sounds.

1



friends

2



drawing

3



grandparents

4



breakfast

**A** Choose three foods. Ask three classmates which one they like or don't like. Fill in the chart.



apples



yogurt



soup



candy



fries

Write the food.	How about you?	
He / She likes _____	<input type="checkbox"/> I like	<input type="checkbox"/> I don't like
He / She likes _____	<input type="checkbox"/> I like	<input type="checkbox"/> I don't like
He / She doesn't like _____	<input type="checkbox"/> I like	<input type="checkbox"/> I don't like